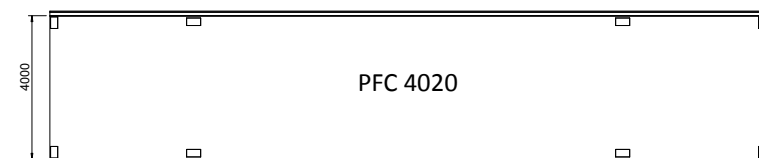

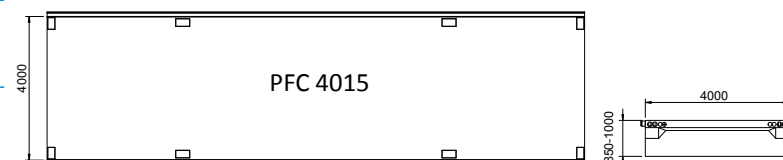
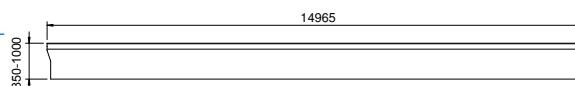
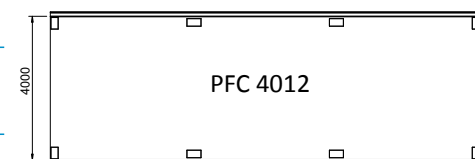
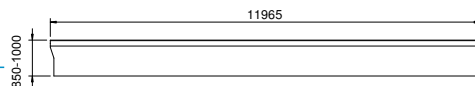


# PFC 4012, 4015, 4020

## ESPECIFICACIONES TÉCNICAS

Modelos	4012	4015	4020
Longitud (m)	12	15	20
Ancho útil (m)	4,0	4,0	4,0
Altura (m)	0,85-1,00	0,85-1,00	1,00
Francobordo (m)	0,50-0,60	0,50-0,60	0,60
Peso (ton)	16,4-19,3	20,6-24,3	30,2
Sobrecarga (kN/m <sup>2</sup> )	5,0	5,0	5,0
Resistencia uniones (kN)	2x322 - 4x250	2x322 - 4x250	4x250



Nota: Nos reservamos el derecho a modificar estas especificaciones sin previo aviso debido a nuestra política de desarrollo continuo de equipamiento.