
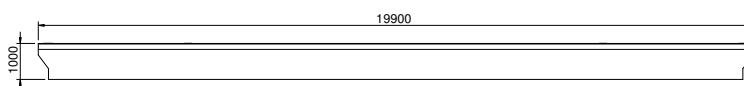
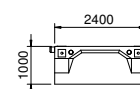
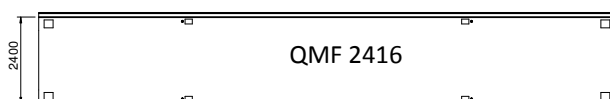
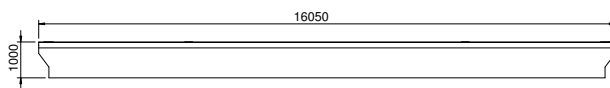


QMF 2416, 2420

ESPECIFICAÇÕES TÉCNICAS

Modelos	2416	2420
Comprimento (m)	16	20
Largura útil (m)	2,4	2,4
Altura (m)	1,0	1,0
Calado (m)	0,45	0,45
Bordo livre (m)	0,55	0,55
Peso (ton)	18	22
Sobrecarga (kN/m ²)	5,0	5,0
Resistência ligações (kN)	2x448	2x448



Q24 R.00 Nota: Reservamos o direito de alterar estas especificações sem aviso prévio devido à nossa política de desenvolvimento contínuo do equipamento.